



SB Line Compact Range

GALEN

GALEN GRUP SERVİS SAN.VE TİC.LTD.ŞTİ

1245(Eski 45) Sokak No:4-6 OSTİM YENİMAHALLE /ANKARA

T + 90 312 251 39 39 F + 90 312 250 30 03

www.galenservis.com.tr

www.galenforklift.com

GALEN GRUP ÇELİK ÜRETİM SANAYİ VE TİCARET A.Ş.

İstanbul Yolu 30. Km Dağyaka Mevkii No:69 SARAYKÖY - KAHRAMANKAZAN / ANKARA

Tel: 0312 815 46 94- 815 46 95 Faks:0312 815 46 16

www.galengroup.com.tr

GALEN HYDRAULIC BREAKERS

SB Line Compact Range



COMPACT Range

Mini excavator

Skid steer loader

Backhoe loader

GALEN GA

The most preferred breakers ; SB Breaker

Our compact series are practically an innovated hydraulic breakers while maintaining the superiority of the percussion mechanism and easy maintenance.
 Raw materials are selected through stringent procedures.
 Consistent quality through automated machinery and high machining skills.
 More than 2 decades know-how in heat treatment.
 Advanced technology gas & oil percussion mechanism.
 Unique features of SB breakers with patents, certificates and citations.

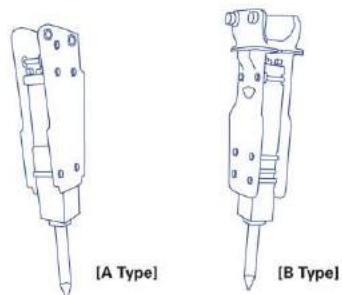
Applications ;

- Site preparation
- Foundation works
- Road construction
- Demolition works
- General construction works

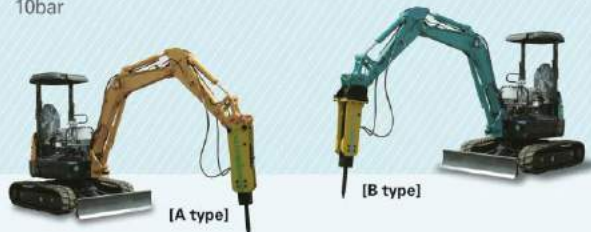


Minimize maintenance costs, Maximize profits

| Technical Specifications TOP series |



- 2 types of side plates available
- Pin-mounted, cap-mounted light weight & compact designed side plates
- Superb performance with high impact power, durability and reliability
- Less heat generation with SB percussion mechanism
- Very reliable operation even under the back pressure up to 10bar



TOP series (A type : Pin mounted / B type : Top cap mounted)

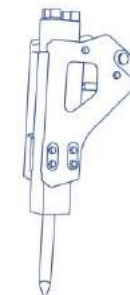
Specifications

Description	Unit	SB10II	SB20II	SB30II	SB35II	SB40II	SB43II	SB45	SB50
Operating weight A type / B type	kg (lbs)	73 / 90 (161 / 198)	100 / 110 (220 / 244)	120 / 135 (265 / 298)	189 / 204 (417 / 450)	230 / 273 (507 / 602)	282 / 304 (622 / 670)	496 / 516 (1,093 / 1,137)	- / 890 (- / 1,962)
Applicable carrier	ton (lbs)	0.8~2.5 (1,764~5,511)	1.2~3.0 (2,645~6,614)	2.5~4.5 (5,511~9,920)	3.0~5.5 (6,614~12,125)	4.0~7.0 (8,818~15,432)	6.0~9.0 (13,228~19,841)	7.0~14.0 (15,432~30,865)	11.0~16.0 (24,251~35,274)
Height A type / B type	mm (inch)	1,072 / 1,160 (42 / 45.3)	1,190 / 1,264 (44 / 49.4)	1,287 / 1,313 (50.7 / 51.7)	1,382 / 1,452 (54.4 / 57.2)	1,616 / 1,602 (63.6 / 63.1)	1,849 / 1,869 (72.8 / 73.6)	2,156 / 2,225 (84.9 / 87.6)	- / 2,358 (- / 92.8)
Required oil flow	l/min (g/min)	15~30 (4.0~8.0)	20~40 (5.3~10.6)	25~50 (6.6~13.2)	30~60 (7.9~16.0)	40~70 (10.6~18.5)	50~90 (13.2~23.8)	60~100 (15.9~26.4)	80~110 (21.1~29.1)
Operating pressure	bar (psi)	90~120 (1,280~1,707)	90~120 (1,280~1,707)	90~120 (1,280~1,707)	100~130 (1,422~1,849)	110~140 (1,560~1,991)	120~150 (1,707~2,134)	130~160 (1,849~2,276)	150~170 (2,134~2,418)
Impact rate	bpm	800~1,400	700~1,200	600~1,100	500~1,000	500~900	400~800	400~800	350~700
Tool diameter	mm (inch)	40 (1.6)	45 (1.8)	53 (2.1)	60 (2.4)	68 (2.7)	75 (3.0)	85 (3.3)	100 (3.9)

*B type is only available on SB50

Stronger, Faster and more Durable

| Technical Specifications SIDE series |



- Superb performance with high impact power, durability and reliability
- Less heat generation with SB percussion mechanism
- Very reliable operation even under the back pressure up to 10bar



SIDE series

Specifications

Description	Unit	SB10II	SB20II	SB30II	SB35II	SB40II	SB43II	SB45	SB50
Operating weight	kg (lbs)	70 (154)	90 (198)	120 (265)	180 (397)	250 (551)	360 (838)	510 (1,124)	765 (1,687)
Applicable carrier	ton (lbs)	0.8~2.5 (1,764~5,511)	1.2~3.0 (2,645~6,614)	2.5~4.5 (5,511~9,920)	3.0~5.5 (6,614~12,125)	4.0~7.0 (8,818~15,432)	6.0~9.0 (13,228~19,841)	7.0~14.0 (15,432~30,865)	11.0~16.0 (24,251~35,274)
Height	mm (inch)	972 (38.3)	1,071 (42.2)	1,147 (45.2)	1,239 (48.8)	1,349 (53.1)	1,618 (63.7)	1,827 (71.9)	1,934 (76.1)
Required oil flow	l/min (g/min)	15~30 (4.0~8.0)	20~40 (5.3~10.6)	25~50 (6.6~13.2)	30~60 (7.9~16.0)	40~70 (10.6~18.5)	50~90 (13.2~23.8)	60~100 (15.9~26.4)	80~110 (21.1~29.1)
Operating pressure	bar (psi)	90~120 (1,280~1,707)	90~120 (1,280~1,707)	90~120 (1,280~1,707)	100~130 (1,422~1,849)	110~140 (1,560~1,991)	120~150 (1,707~2,134)	130~160 (1,849~2,276)	150~170 (2,134~2,418)
Impact rate	bpm	800~1,400	700~1,200	600~1,100	500~1,000	500~900	400~800	400~800	350~700
Tool diameter	mm (inch)	40 (1.6)	45 (1.8)	53 (2.1)	60 (2.4)	68 (2.7)	75 (3.0)	85 (3.3)	100 (3.9)

Less noise, Less vibrations!

| Technical Specifications TS-P series |



- Fully enclosed housing with robust structure
- Service friendly design and less maintenance costs
- Vibration damping system
- Dual recoil-absorbing urethane cushions are applied
- Operator-friendly with low vibration



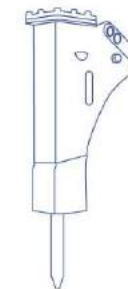
TS-P series

Specifications

Description	Unit	SB10II TS-P	SB20II TS-P	SB30II TS-P	SB35II TS-P	SB40II TS-P	SB43II TS-P	SB45 TS-P	SB50 TS-P
Operating weight	kg (lbs)	102 (225)	126 (278)	152 (335)	224 (494)	295 (650)	375 (827)	571 (1,259)	861 (1,898)
Applicable carrier	ton (lbs)	0.8-2.5 (1,764-5,511)	1.2-3.0 (2,645-6,614)	2.5-4.5 (5,511-9,920)	3.0-5.5 (6,614-12,125)	4.0-7.0 (8,818-15,432)	6.0-9.0 (13,228-19,841)	7.0-14.0 (15,432-30,865)	11.0-18.0 (24,251-35,274)
Height	mm (inch)	1,135 (44.7)	1,213 (47.8)	1,317 (51.9)	1,472 (58.0)	1,620 (63.8)	1,899 (74.8)	2,161 (85.0)	2,316 (91.2)
Required oil flow	l/min (g/min)	15-30 (4.0-8.0)	20-40 (5.3-10.6)	25-50 (6.6-13.2)	30-60 (7.9-16.0)	40-70 (10.6-18.5)	50-90 (13.2-23.8)	60-100 (15.9-26.4)	80-110 (21.1-29.1)
Operating pressure	bar (psi)	90-120 (1,280-1,707)	90-120 (1,280-1,707)	90-120 (1,280-1,707)	100-130 (1,422-1,849)	110-140 (1,560-1,981)	120-150 (1,707-2,134)	130-160 (1,849-2,278)	150-170 (2,134-2,418)
Impact rate	bpm	800-1,400	700-1,200	600-1,100	500-1,000	500-900	400-800	400-800	350-700
Tool diameter	mm (inch)	40 (1.6)	45 (1.8)	53 (2.1)	60 (2.4)	68 (2.7)	75 (3.0)	85 (3.3)	100 (3.9)

Optimal design by research and innovation for years

| Technical Specifications BACKHOES series |



- Easy folding for transport
- Quick and easy to connect to your backhoes
- Light weight, low working height and wide working range



BACKHOES series

Specifications

Description	Unit	SB40II BH	SB43II BH	SB40II BH-TS	SB43II BH-TS
Operating weight	kg (lbs)	247 (545)	341 (751)	289 (637)	392 (864)
Applicable carrier	ton (lbs)	4.0-7.0 (8,800-15,000)	6.0-9.0 (13,227-19,841)	4.0-7.0 (8,800-15,000)	6.0-9.0 (13,227-19,841)
Height	mm (inch)	1,459 (57.4)	1,677 (66.0)	1,483 (57.6)	1,736 (68.3)
Required oil flow	l/min (g/min)	40-70 (10.6-18.5)	50-90 (13.2-23.8)	40-70 (10.6-18.5)	50-90 (13.2-23.8)
Operating pressure	bar (psi)	110-140 (1,595-2,031)	120-150 (1,740-2,176)	110-140 (1,595-2,031)	120-150 (1,740-2,176)
Impact rate	bpm	500-900	400-800	500-900	400-800
Tool diameter	mm (inch)	68 (2.7)	75 (3.0)	68 (2.7)	75 (3.0)